

In Search of a Way In/Out

The Transatlantic Trade Relationship after the 2018 Mid-Term Elections

Bern, WTI, November 30, 2018

In Search of a Way In/Out

Part 1

The Transatlantic Trade Relationship

Part 2

Congress and the Presidency on Trade

Part 3

The Elections of 2016 and 2018

Part 4

Conclusion

Part 1: The Transatlantic Trade Relationship

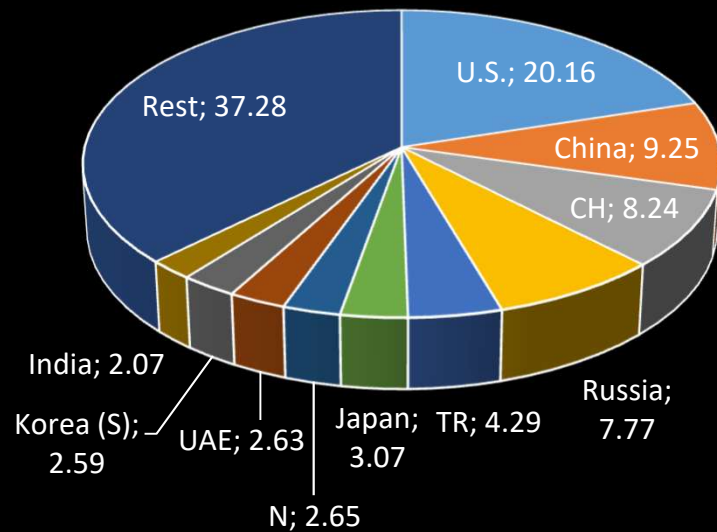
Seen from the U.S.'s Perspective

European Union - Main Trading Partners

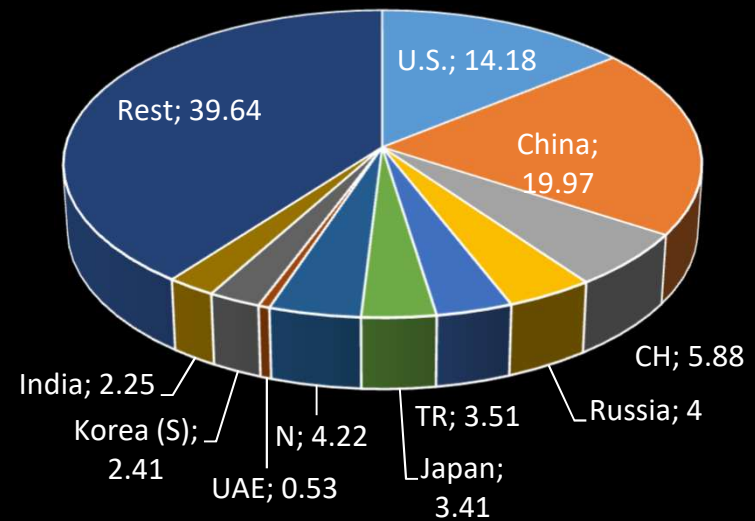
In %, 2016, Merchandise Trade

Source: WITS Database

Exp to



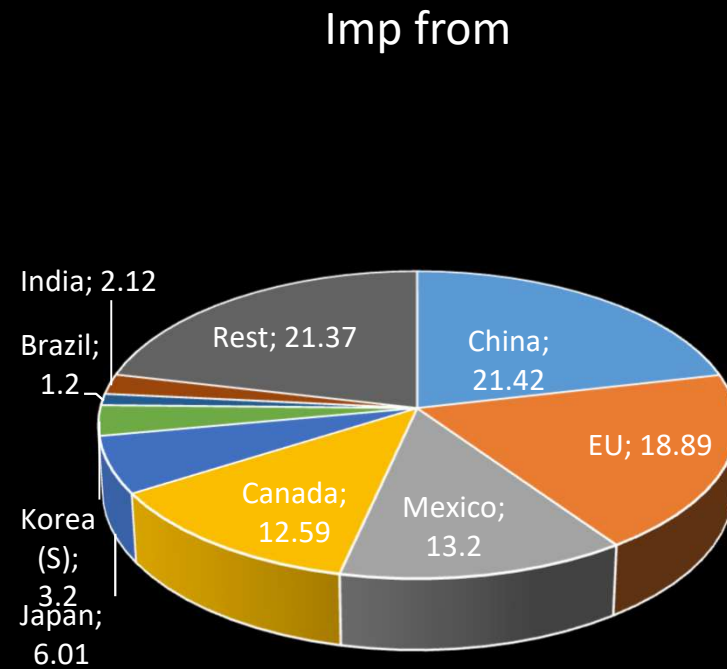
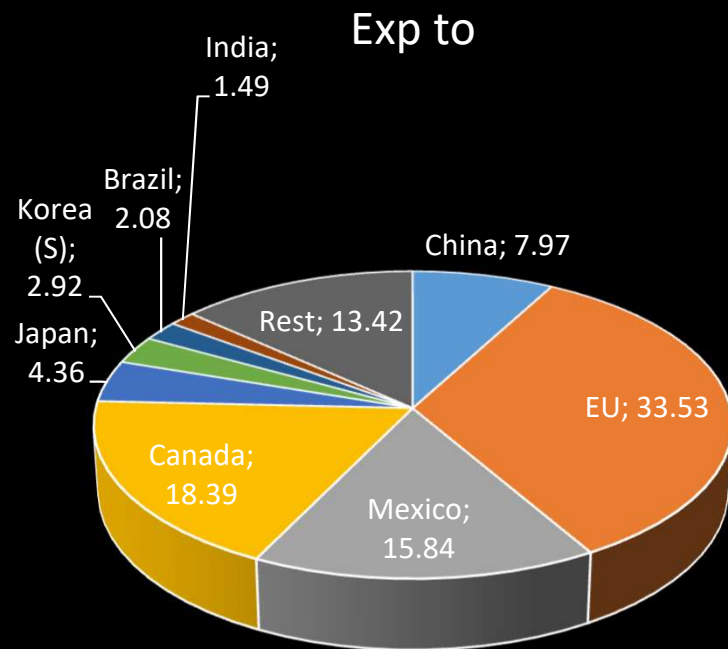
Imp from



United States - Main Trading Partners

In %, 2016, Merchandise Trade

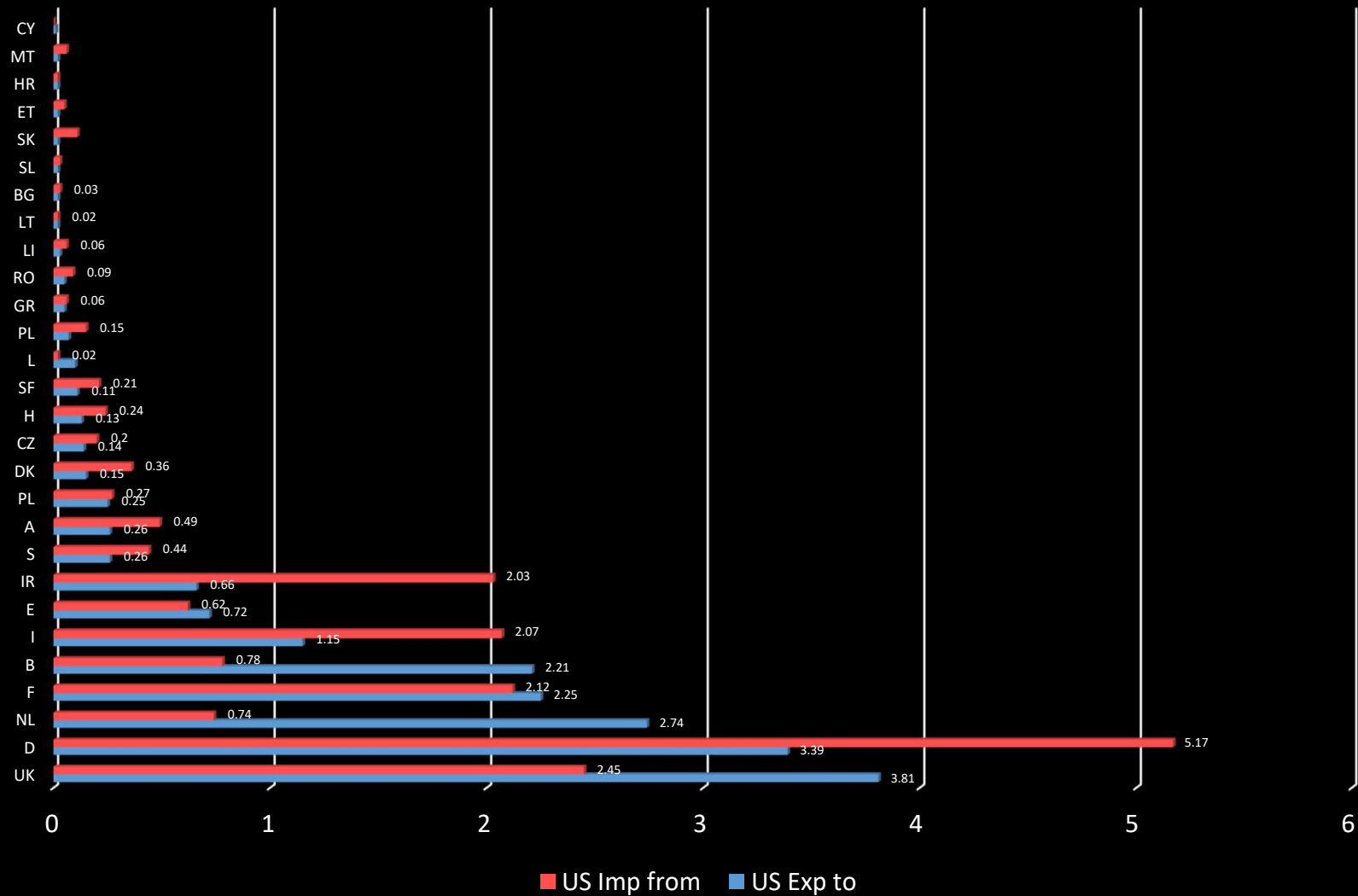
Source: WITS Database



United States - Main Trading Partners in the EU

In % of overall U.S. trade, 2016, Merchandise Trade

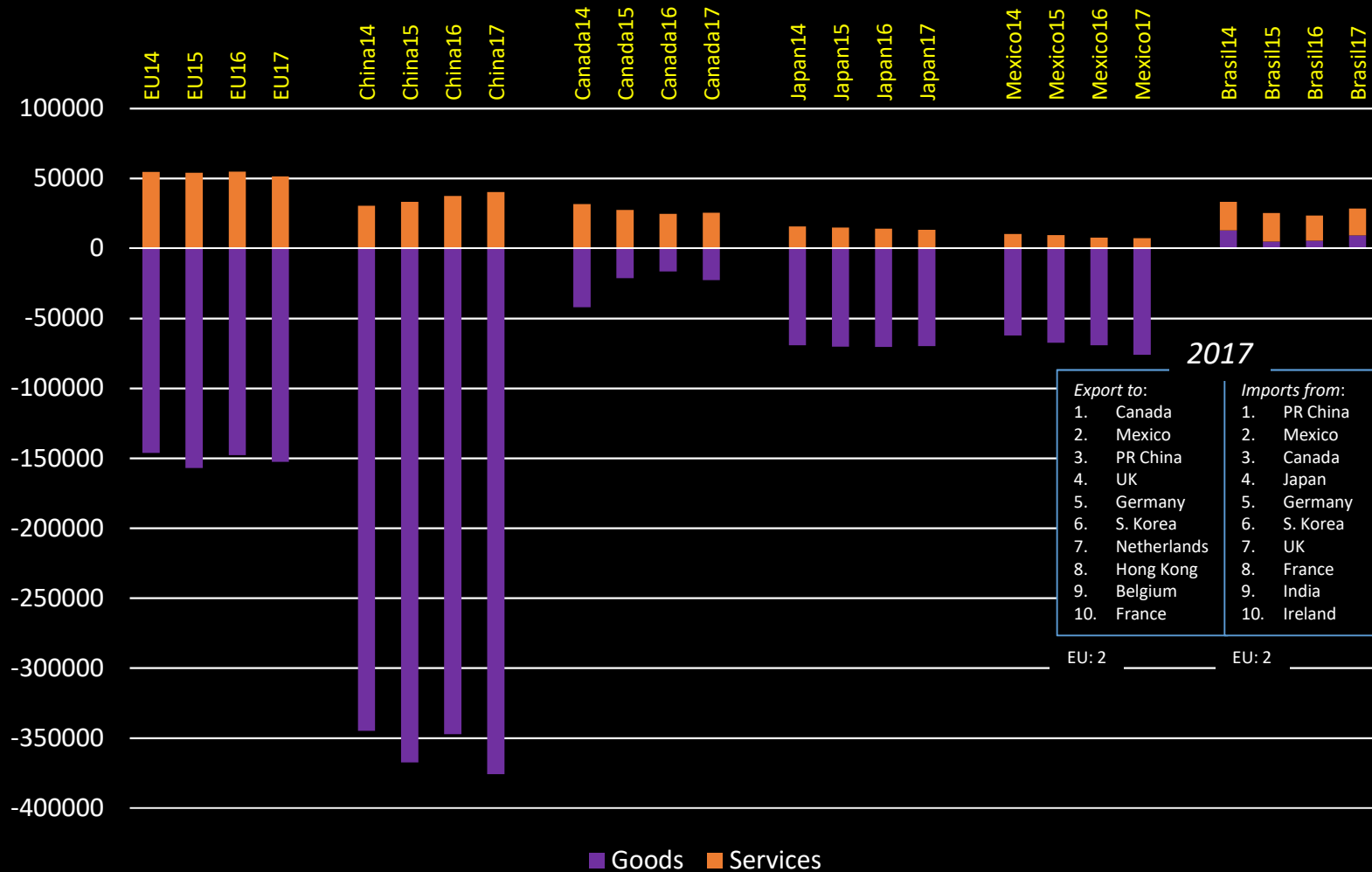
Source: WITS Database



Trade Deficits and Surpluses

'Buy American, Hire American, America First'

Donald Trump, at Grand Rapids, Mi, Dec. 9, 2016

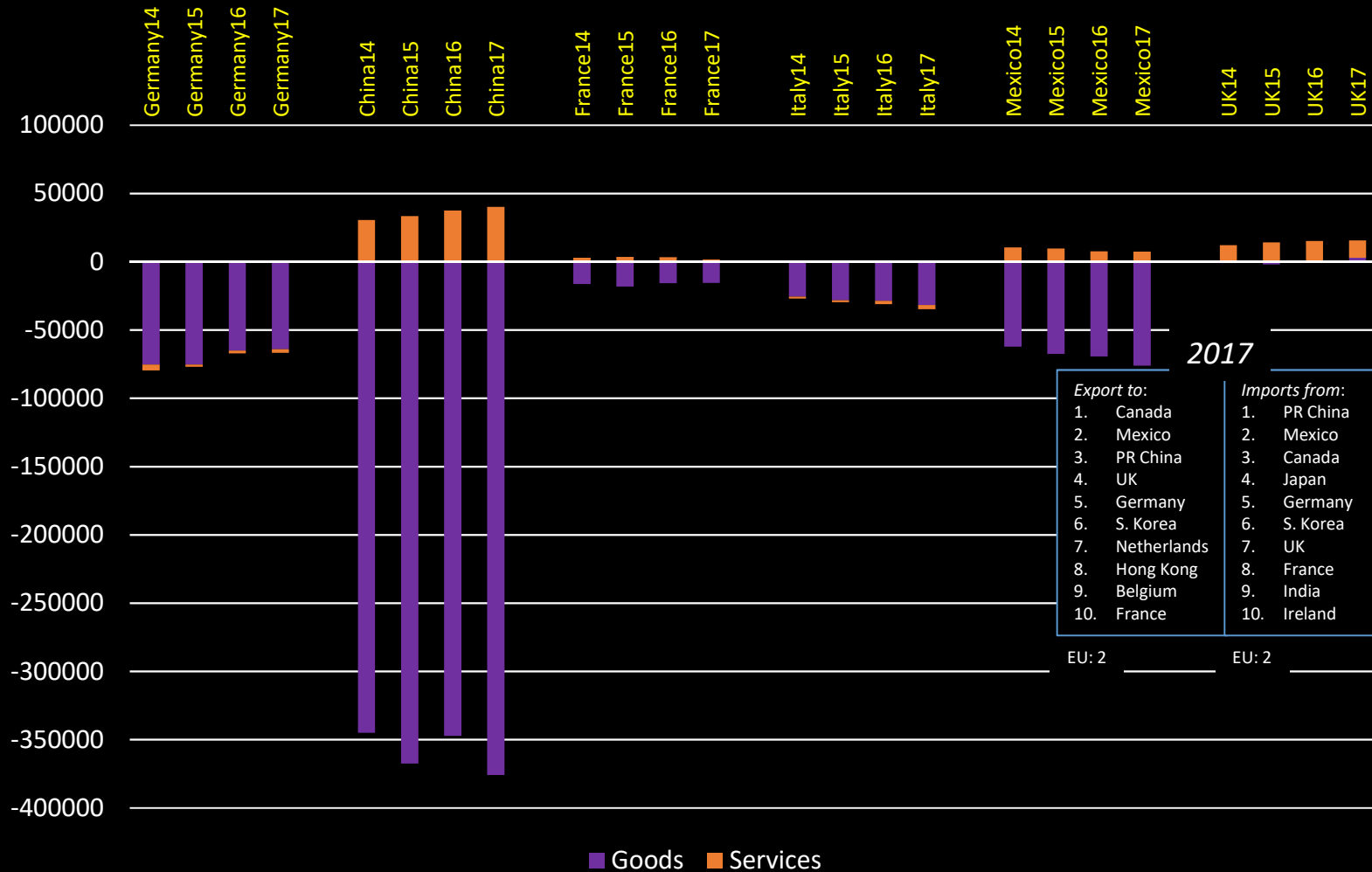


Source:
BEA, U.S. International Trade in Goods and Services, Sep. 2018
Seasonally Adjusted Data (by Geography), in \$m

Trade Deficits and Surpluses

'Buy American, Hire American, America First'

Donald Trump, at Grand Rapids, Mi, Dec. 9, 2016



Source:
BEA, U.S. International Trade in Goods and Services, Sep. 2018
Seasonally Adjusted Data (by Geography), in \$m

Trump's Transactional Approach

'Buy American, Hire American, America First'

Donald Trump, at Grand Rapids, Mi, Dec. 9, 2016

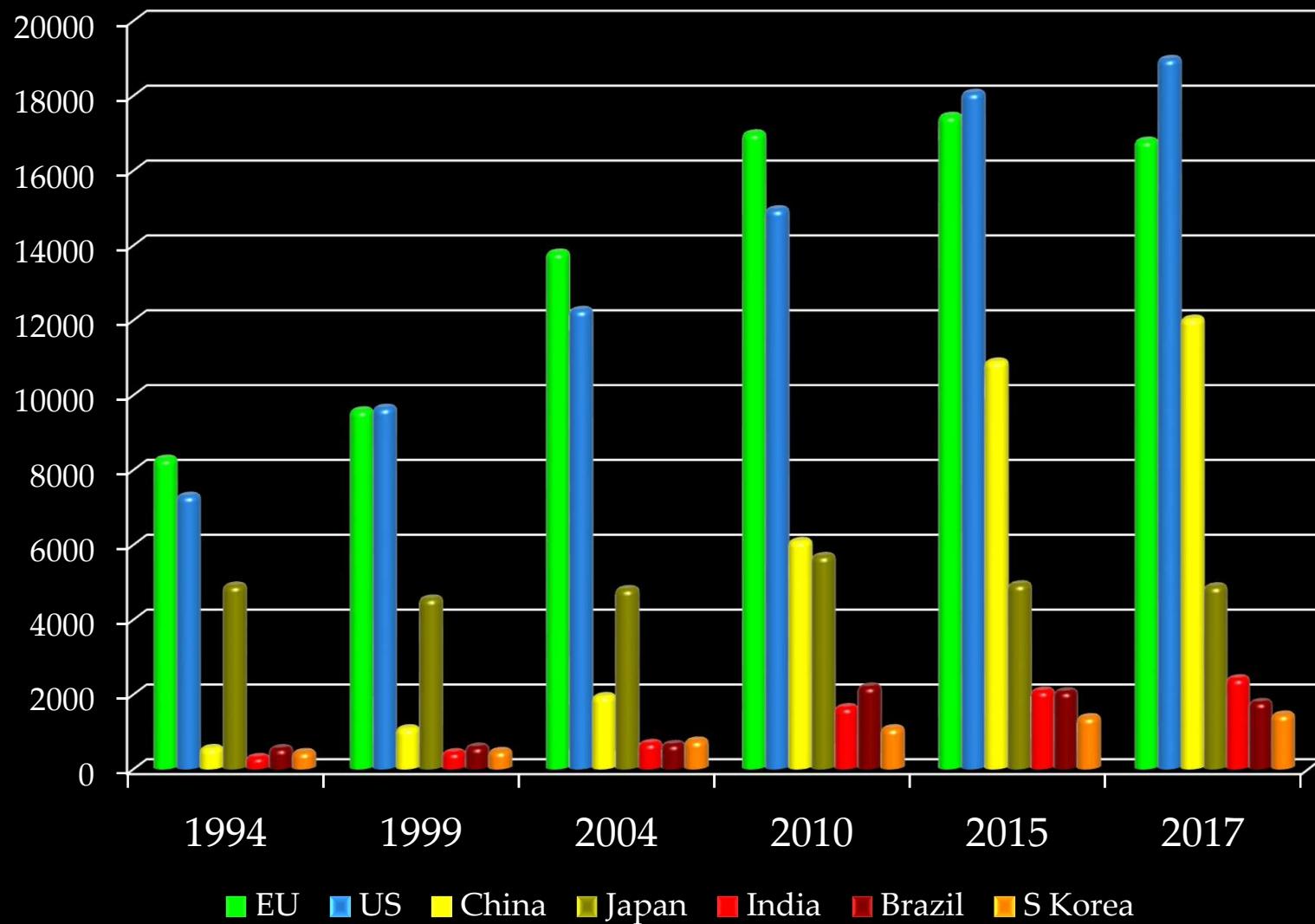
“My Administration has launched a new era in American trade policy, driven by a determination to use the leverage available to us as the world’s largest economy to open foreign markets and fairer treatment for American workers. One of the major pillars supporting my trade policy is the pursuit of better trade deals.”

Trump Trade Promotion Extension Request, March 20, 2018

Economic Size

GNI, in bn U.S. \$ (current dollars)

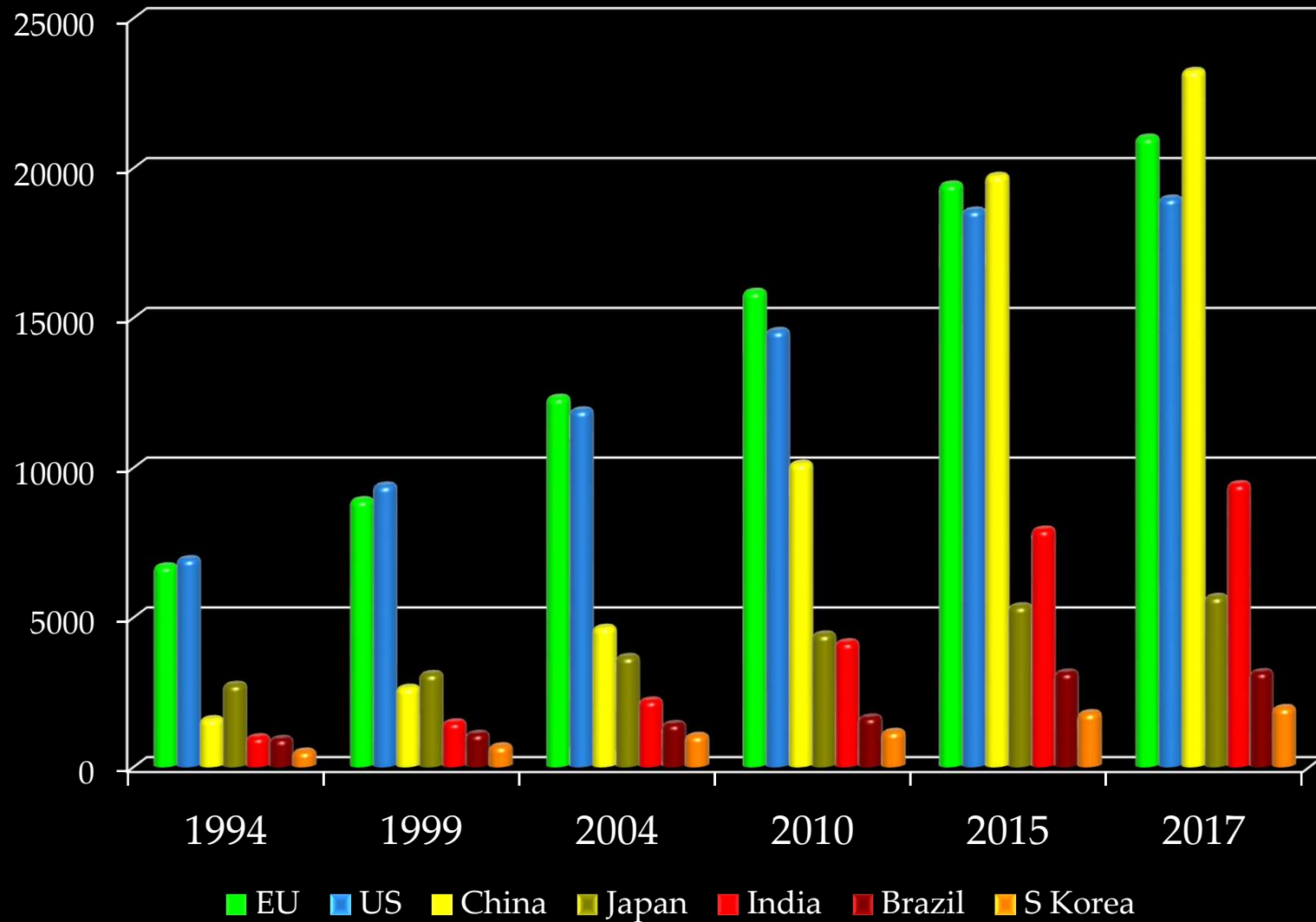
Source: World Bank DataBank



Economic Size

GNI, in bn U.S. \$ (PPP)

Source: World Bank DataBank

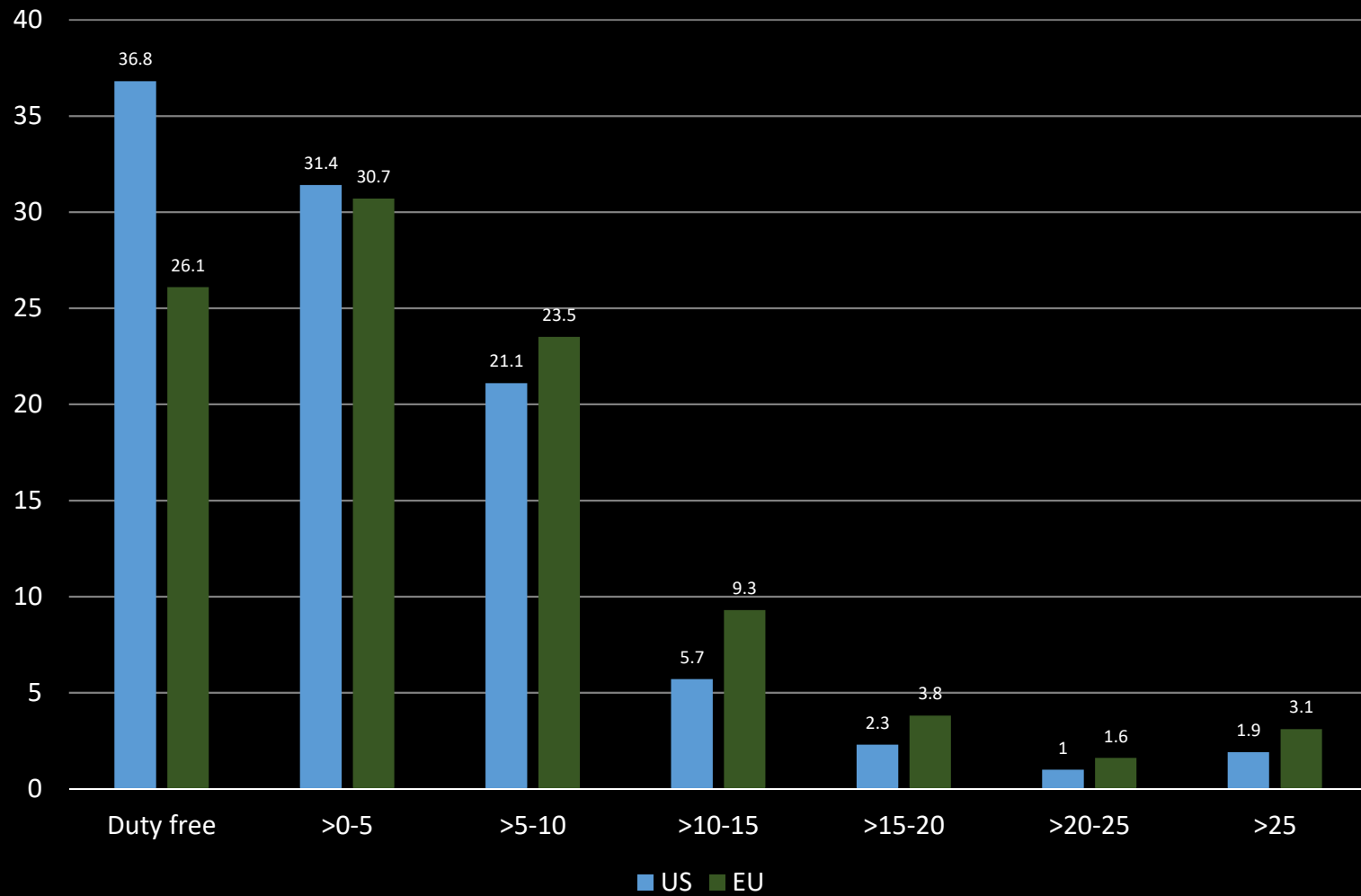


Trade Protection and Openness

	US 2016	EU 2016
Total number of tariff lines	10.516	9.414
Non-ad valorem tariffs (as % of all tariff lines)	10,9	10,7
Non-ad valorem with no AVEs (as % of all tariff lines)	0,0	3,0
Lines subject to tariff quotas (as % of all tariff lines)	1,9	4,7
Duty free tariff lines (as % of all tariff lines)	36,8	25,1
Average rate of the non-zero tariff lines (in %)	7,6	8,6
Simple average tariff (in %)	4,8	6,4
International peak tariffs ($\geq 15\%$)(as % of all tariff lines)	5,1	8,8
Nuisance tariffs ($0\% < x \leq 2\%$)(as % of all tariff lines)	7,8	7,8

Source: WTO Trade Policy Review, United States 2016; European Union 2017

Tariff Distribution



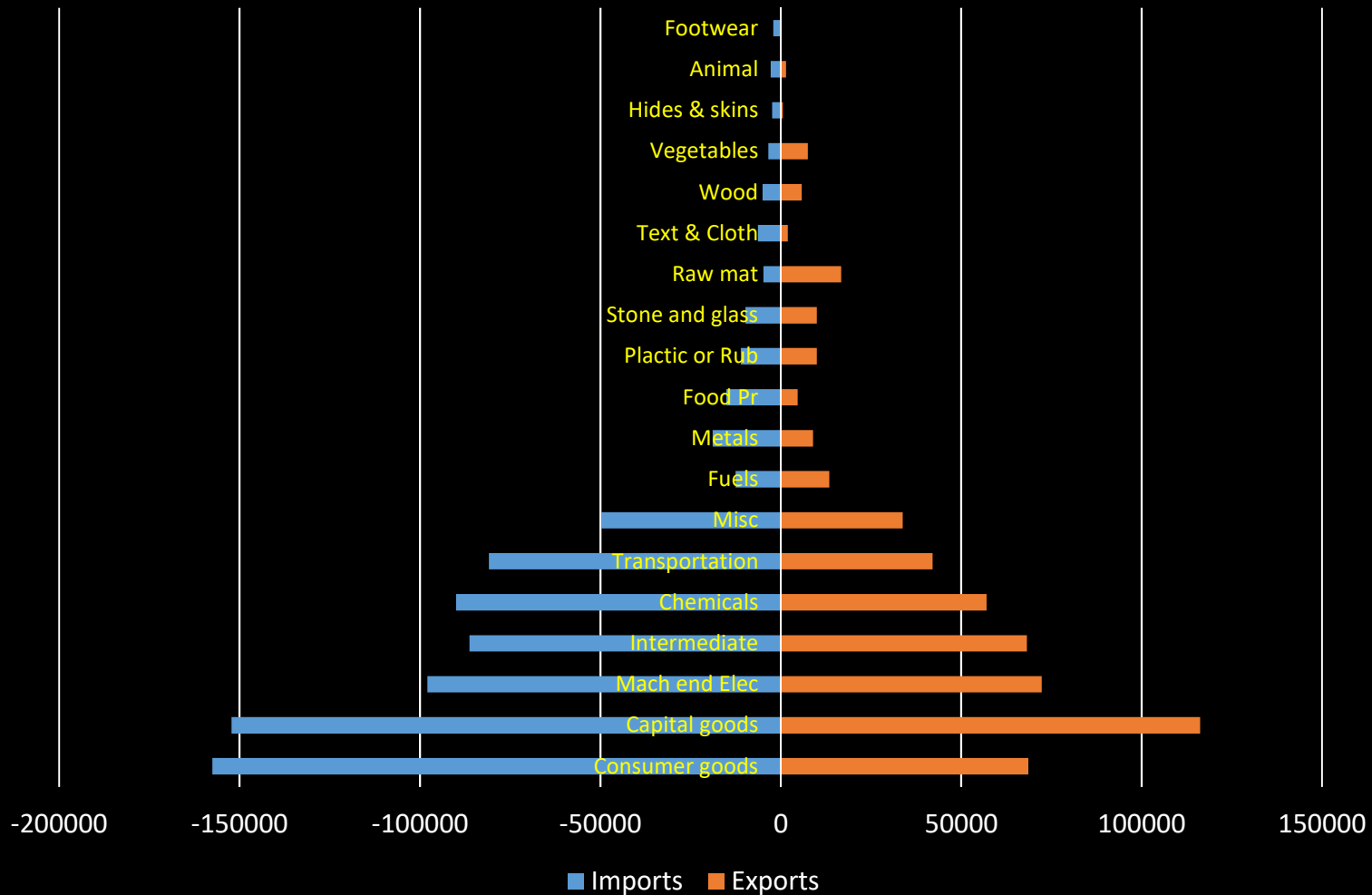
Source: WTO Trade Policy Review, United States 2016; European Union 2017

The Bilateral Transatlantic Trade Relationship



The Bilateral Transatlantic Trade Relationship

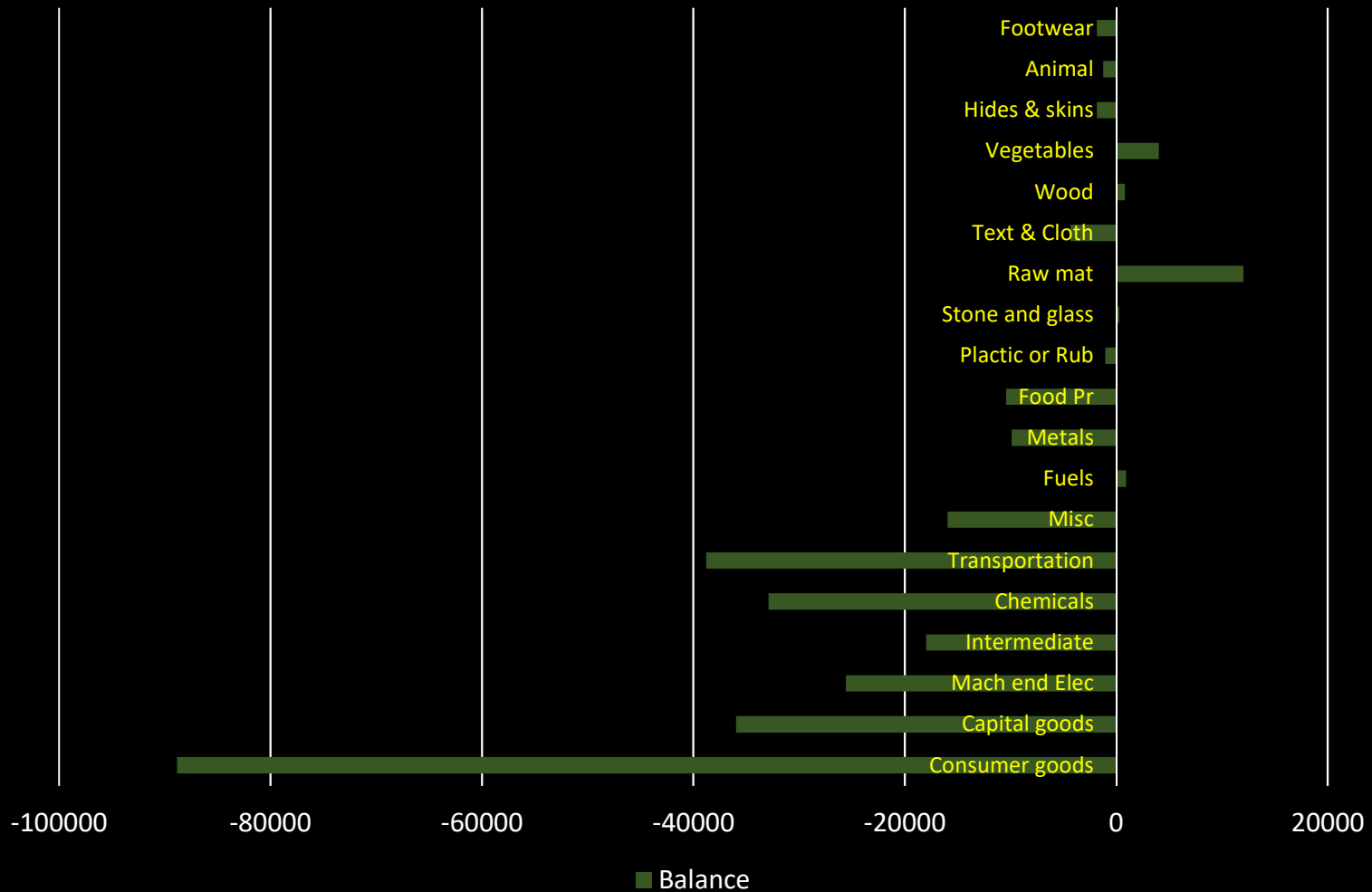
U.S. imports from and exports to the EU, by large product category



Source: WITS Trade Database, data for 2015

The Bilateral Transatlantic Trade Relationship

U.S. trade balance with the EU, by large product category



Source: WITS Trade Database, data for 2015

The Bilateral Transatlantic Trade Relationship

The Hot Issues



The Bilateral Transatlantic Trade Relationship

The Hot Issues



The Bilateral Transatlantic Trade Relationship

The Hot Issues

Already today, the United States and the European Union have a \$1 trillion bilateral trade relationship – the largest economic relationship in the world. We want to further strengthen this trade relationship to the benefit of all American and European citizens.

This is why we agreed today, first of all, to work together toward zero tariffs, zero non-tariff barriers, and zero subsidies on non-auto industrial goods. We will also work to reduce barriers and increase trade in services, chemicals, pharmaceuticals, medical products, as well as soybeans.

This will open markets for farmers and workers, increase investment, and lead to greater prosperity in both the United States and the European Union. It will also make trade fairer and more reciprocal.

Secondly, we agreed today to strengthen our strategic cooperation with respect to energy. The European Union wants to import more liquefied natural gas (LNG) from the United States to diversify its energy supply.

Thirdly, we agreed today to launch a close dialogue on standards in order to ease trade, reduce bureaucratic obstacles, and slash costs.

Fourthly, we agreed today to join forces to protect American and European companies better from unfair global trade practices. We will therefore work closely together with like-minded partners to reform the WTO and to address unfair trading practices, including intellectual property theft, forced technology transfer, industrial subsidies, distortions created by state owned enterprises, and overcapacity.

Joint U.S.-EU Statement, Washington DC, July 25, 2018

The Bilateral Transatlantic Trade Relationship

The Hot Issues

“Two weeks go by. No negotiation. I say, ‘Jean-Claude, you don't have to negotiate anymore, Jean-Claude. I am going to put a 25 percent tariff on Mercedes Benz, BMW, and every car you send in to the United States. We're putting a 25 percent tariff or tax on every car, millions and millions of cars, that you send in to the United States.’ He said, ‘No, no, no, please! I will be there tomorrow morning.’ This was an evening. I get to my office. He's there.”

Inside U.S. Trade, Oct. 8, 2018

Part 2: Congress and the Presidency

Two U.S. Players on Trade

Delegated Trade Negotiating Authority

Bipartisan Congressional Trade Priorities and Accountability Act of 2015

Bill Clinton:

- Between 1994 and 2001

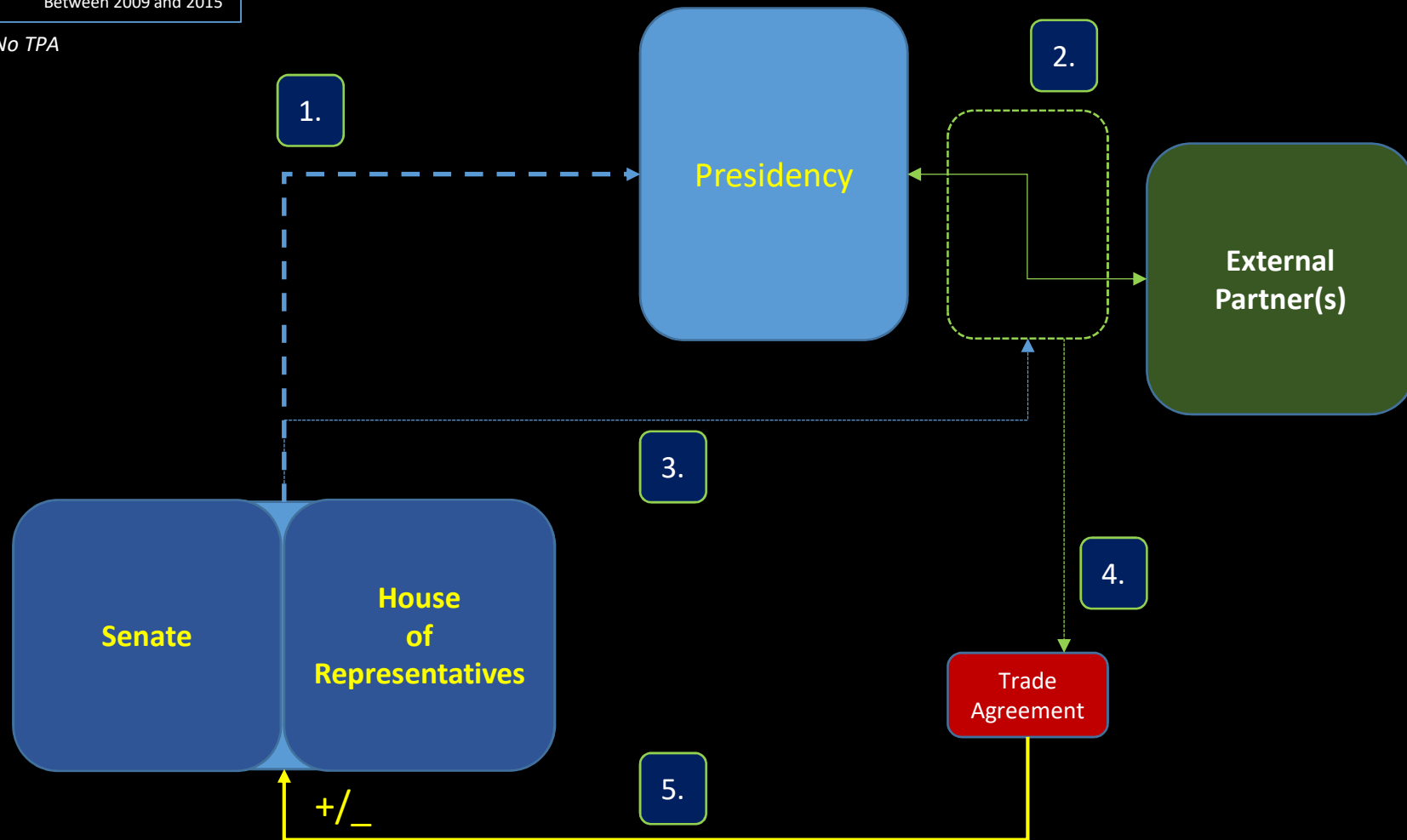
George W. Bush:

- Between 2001 and 2002
- Between 2007 and 2009

Barrack Obama:

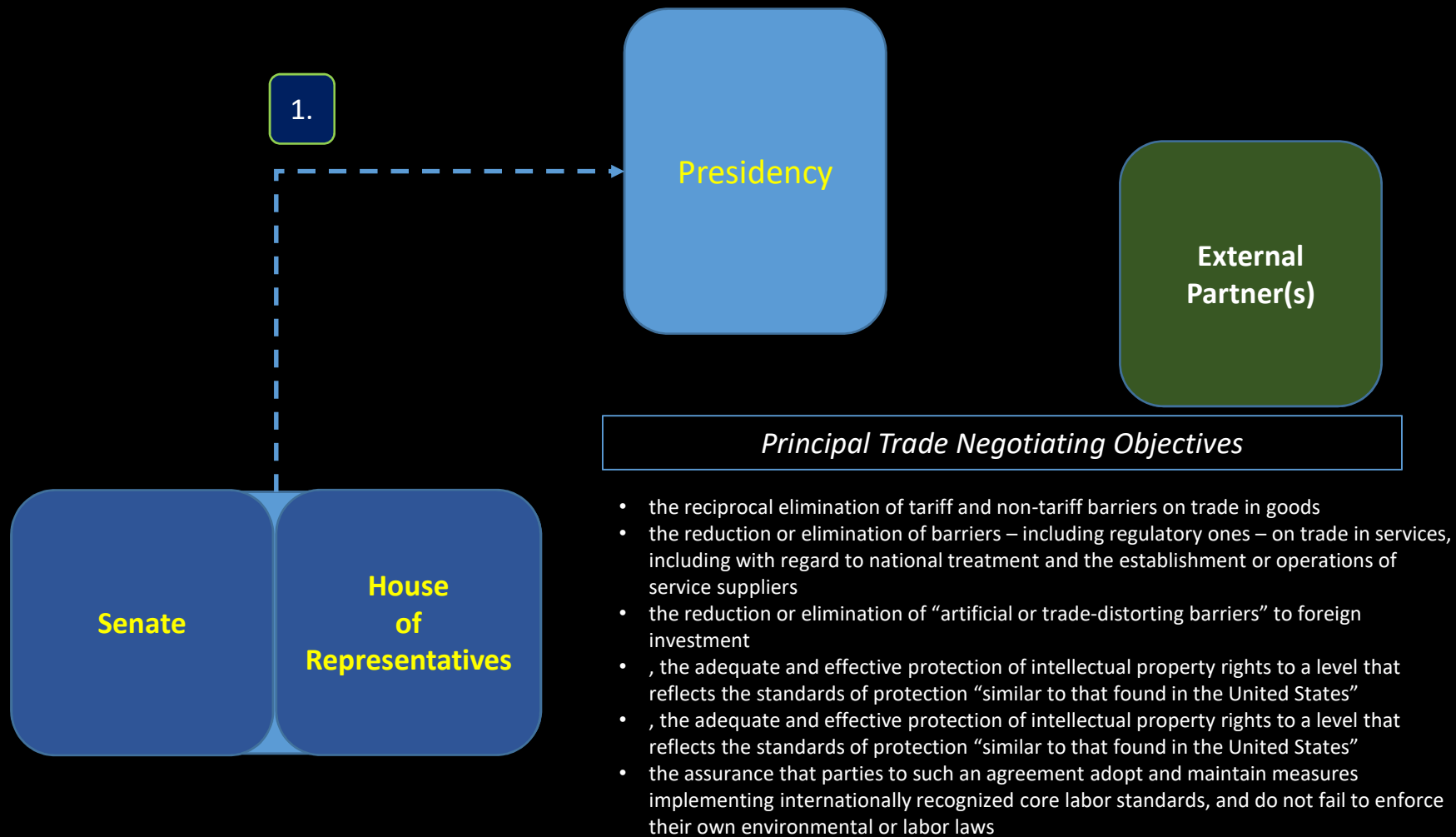
- Between 2009 and 2015

No TPA



Delegated Trade Negotiating Authority

Bipartisan Congressional Trade Priorities and Accountability Act of 2015

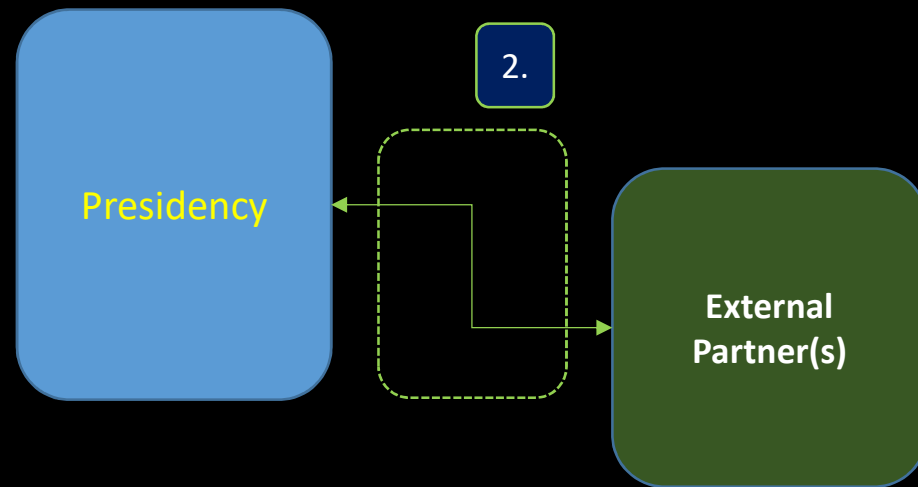


Delegated Trade Negotiating Authority

Bipartisan Congressional Trade Priorities and Accountability Act of 2015

90 days notification about the intention to engage into a negotiation:

- The nature of the intended agreement
- The objectives that the agreement would meet
- The domestic laws that would be affected

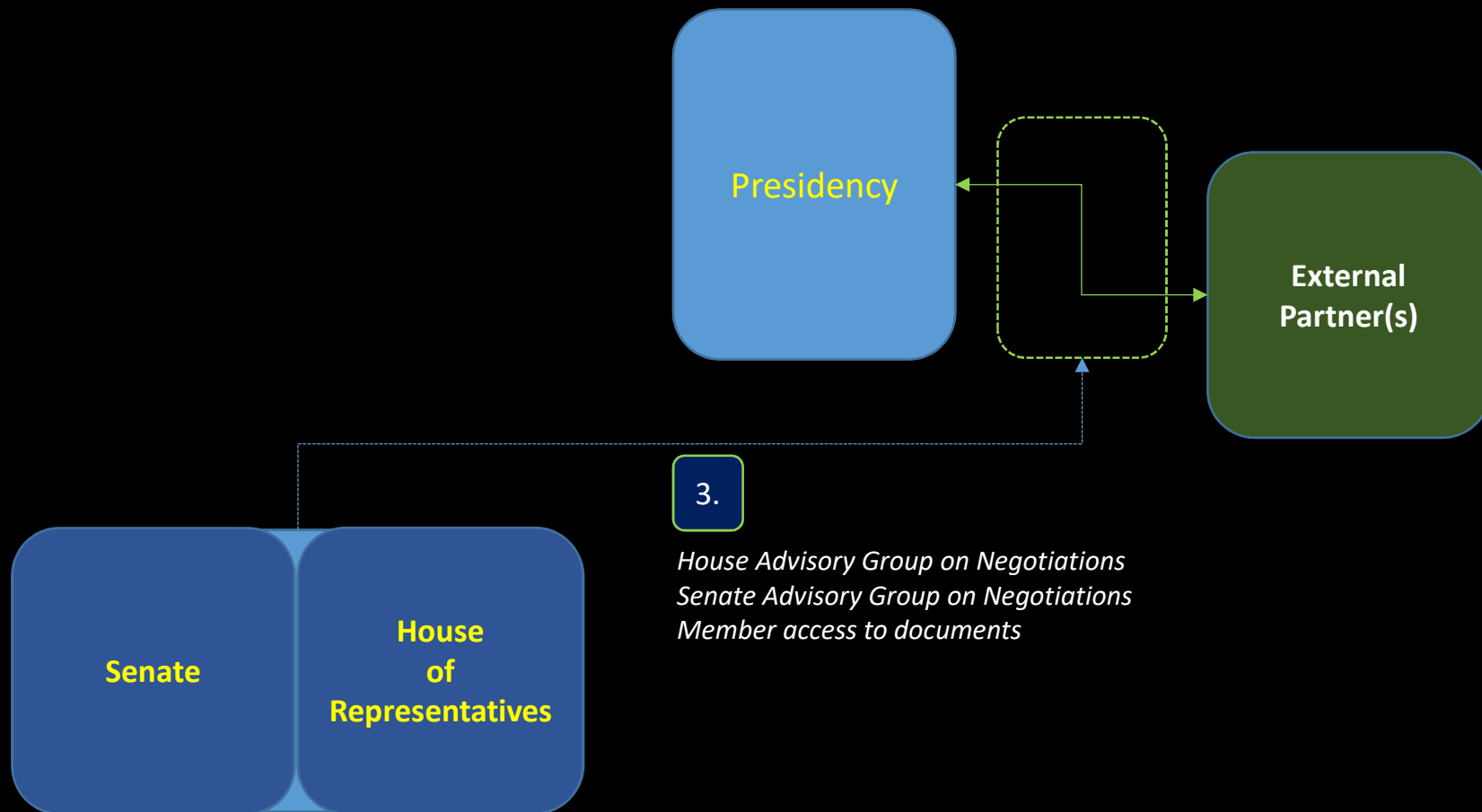


Senate

House
of
Representatives

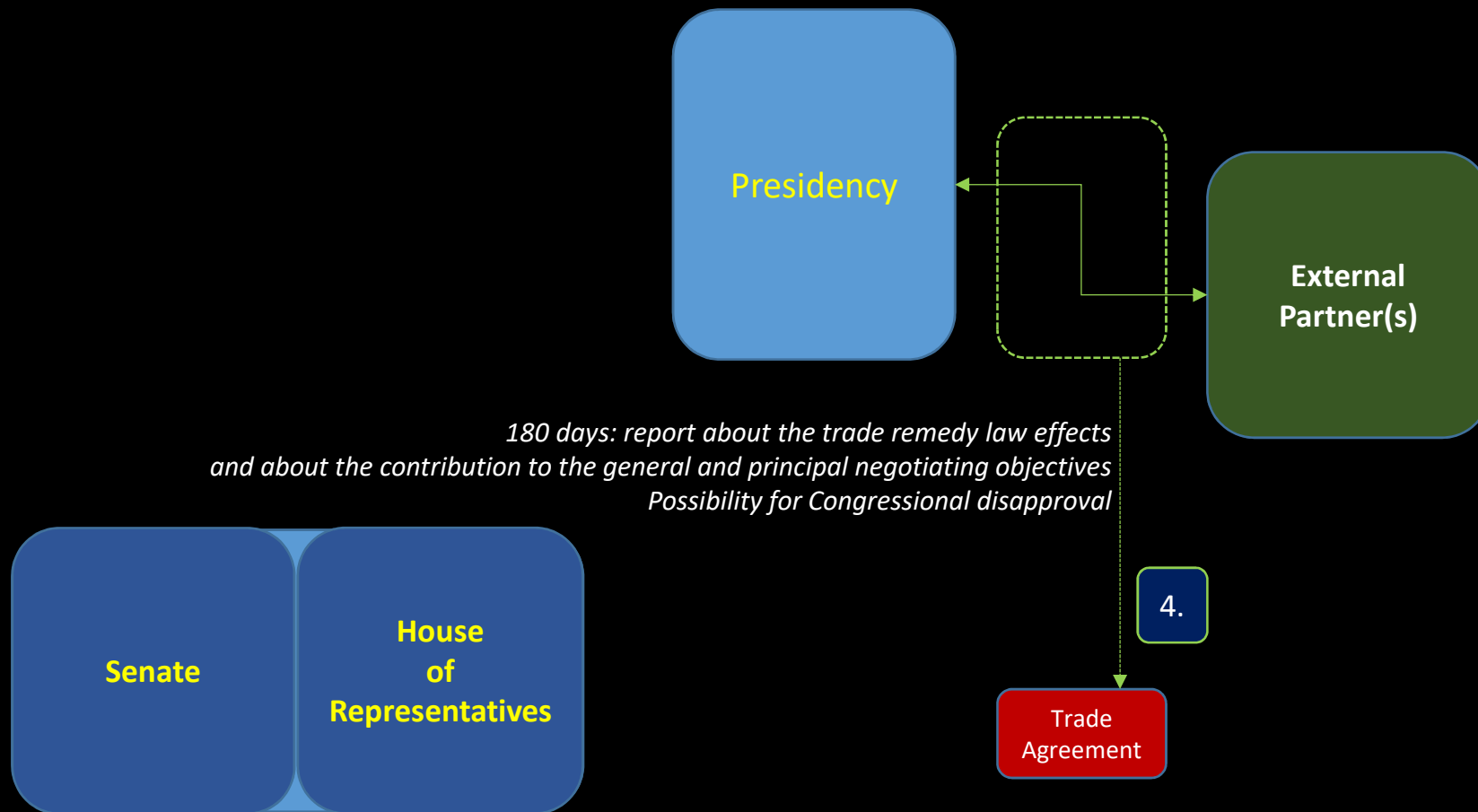
Delegated Trade Negotiating Authority

Bipartisan Congressional Trade Priorities and Accountability Act of 2015



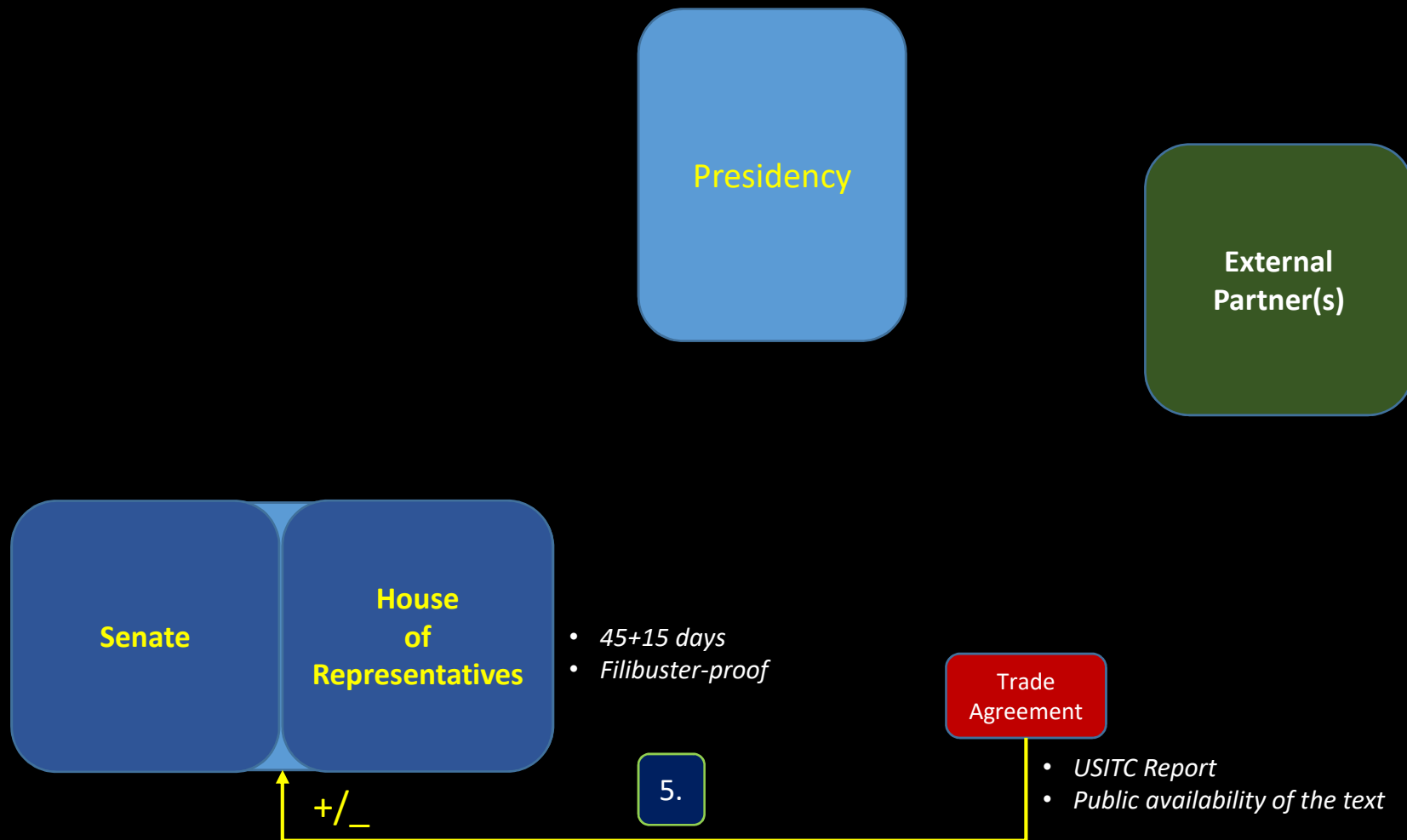
Delegated Trade Negotiating Authority

Bipartisan Congressional Trade Priorities and Accountability Act of 2015

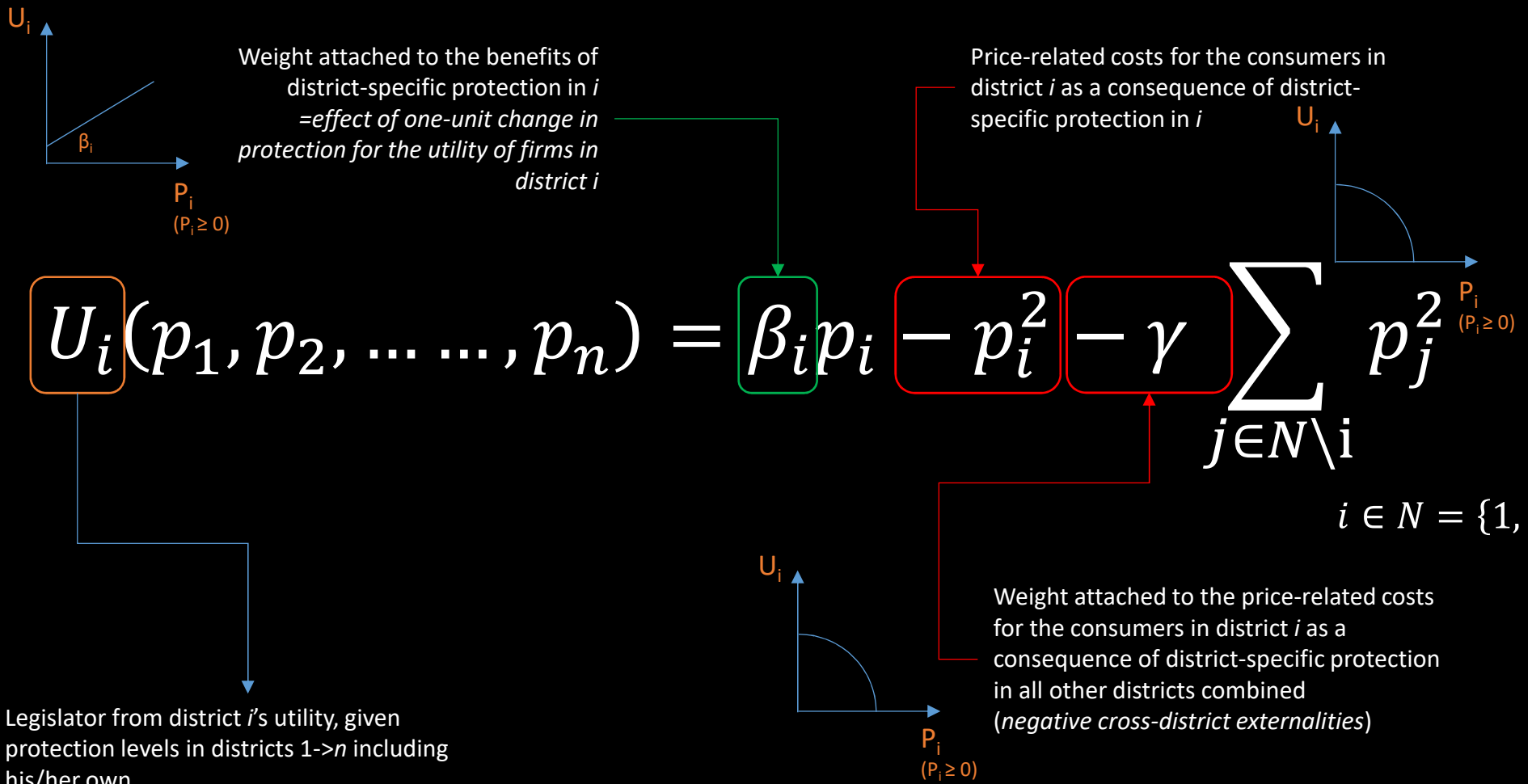


Delegated Trade Negotiating Authority

Bipartisan Congressional Trade Priorities and Accountability Act of 2015



Delegated Trade Negotiating Authority



Based on: KONO, D.Y. (2009), "Market Structure, Electoral Institutions, and Trade Policy", in: *International Studies Quarterly*, Vol. 59, n° 4, pp. 885-9

Delegated Trade Negotiating Authority

$$U_P(p_1, p_2, \dots, p_n) = \sum_{i=1}^n \left(\beta_i p_i - p_i^2 - \gamma \sum_{j \in N \setminus i} p_j^2 \right)$$

$i \in N = \{1, \dots, n\}$

= Internalization of all cross-district externalities

The executive takes into account the effect of protection in each district on all other districts. The individual legislator neglects these effects and focuses only on the impact on its own district.

Executive's utility, given protection levels in districts 1->n including district i

Based on: KONO, D.Y. (2009), "Market Structure, Electoral Institutions, and Trade Policy", in: *International Studies Quarterly*, Vol. 59, n° 4, pp. 885-9

Delegated Trade Negotiating Authority

$$U_i(p_1, p_2, \dots, p_n) = \beta_i p_i - p_i^2 - \gamma \sum_{j \in N \setminus i} p_j^2$$

Maximization of U_i through p_i , given β_i
Given logrolling

$$\rightarrow \frac{dU_i}{dp_i} = 0$$

$$U_i \rightarrow \beta_i - 2p_i = 0$$

$$\rightarrow \beta_i = 2p_i$$

$$\rightarrow p_i = \frac{\beta_i}{2}$$

$$U_P(p_1, p_2, \dots, p_n) = \sum_{i=1}^n \left(\beta_i p_i - p_i^2 - \gamma \sum_{j \in N \setminus i} p_j^2 \right)$$

Maximization of U_i through p_i , given β_i and γ

$$\rightarrow \frac{dU_i}{dp_i} = 0$$

$$U_P \rightarrow \beta_i - 2p_i - 2[\gamma(n-1)]p_i = 0$$

$$\rightarrow \beta_i - 2p_i - 2p_i[\gamma(n-1)] = 0$$

$$\rightarrow \beta_i = 2p_i + 2p_i[\gamma(n-1)]$$

$$\rightarrow \beta_i = 2p_i[1 + \gamma(n-1)]$$

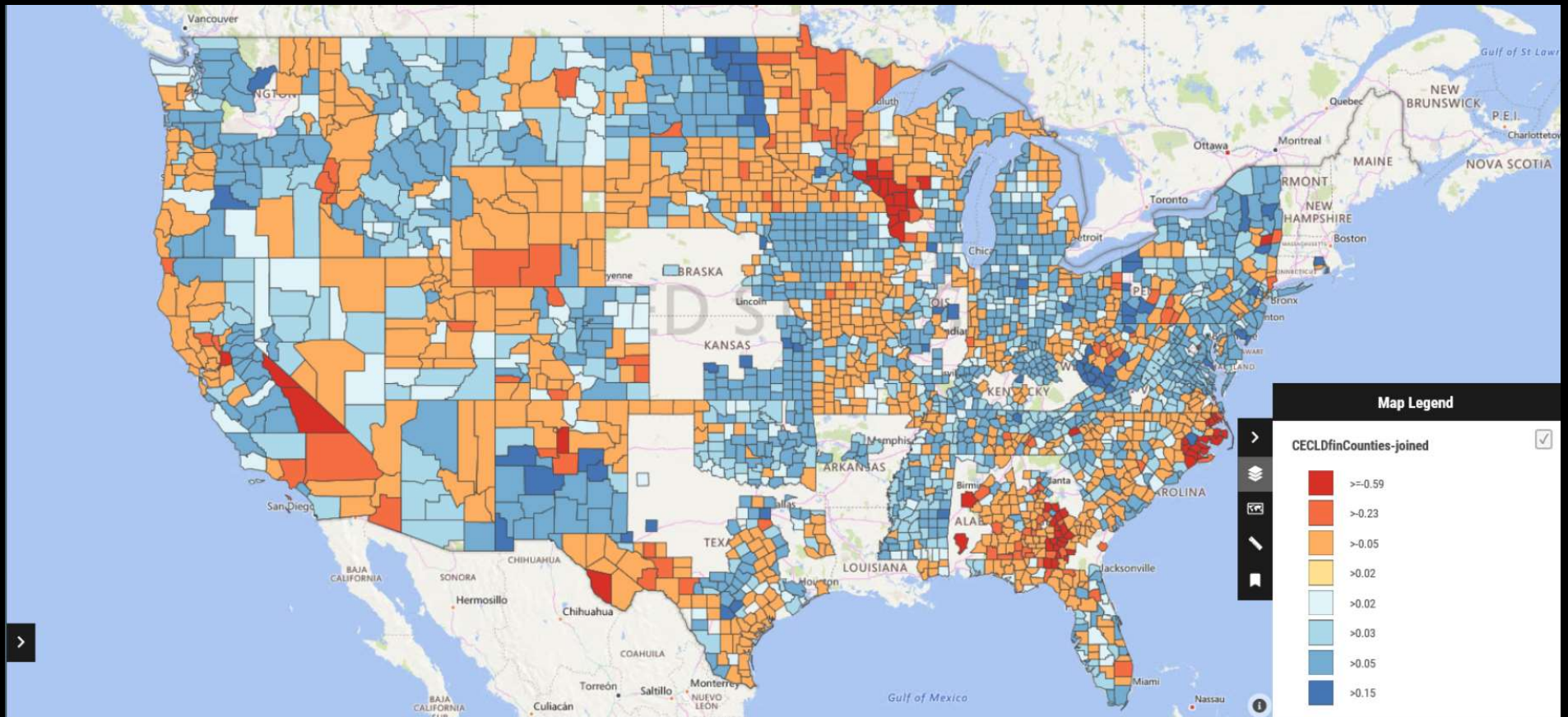
$$\rightarrow p_i = \frac{\beta_i}{2[1 + \gamma(n-1)]}$$

Based on: KONO, D.Y. (2009), "Market Structure, Electoral Institutions, and Trade Policy", in: *International Studies Quarterly*, Vol. 59, n° 4, pp. 885-9

Part 3: The Elections of 2016 and 2018

Two Struggles for Power

The 2018 Congressional Elections versus those of 2016



Sources:

2018: <https://data.floridatoday.com/election-results/area/bibb-county-al/> (raw data)

2016: <https://uselectionatlas.org/> (Leip's Election Atlas data)


Delegated Trade Negotiating Authority

114th Congress


2015-2016

Bipartisan Congressional Trade Priorities and Accountability Act of 2015

Senate



House



116th Congress

2019-2020

218



Progressives

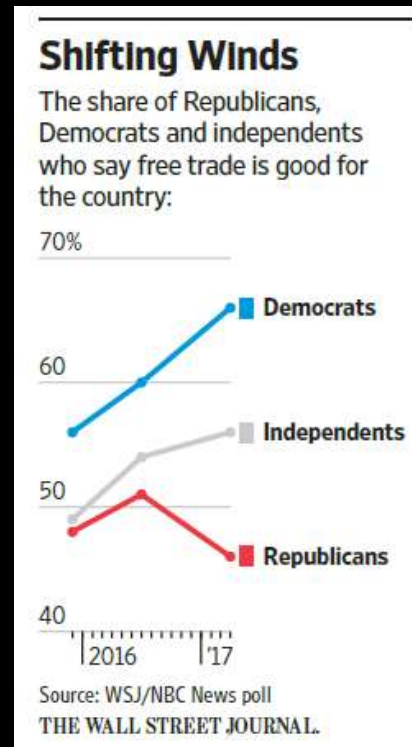
New Democrat Coalition Main St Partnership

Freedom Caucus

237/197

The 2018 Congressional Elections and Trade

What is the Direction of the Causality ?



The Wall Street Journal,
March 9, 2018

The Bilateral Transatlantic Trade Relationship

The Hot Issues



ChuckGrassley ✓

@ChuckGrassley

Follow



EU's ambassador is trying to hurt American agriculture by saying we can't negotiate w EU on ag in a new trade deal Sounds like they are trying to pull one over on Pres Trump to the detriment of American farmers Pres Trump/USTR Lighthizer R too smart 4 that!

1:29 PM - 28 Nov 2018

1,157 Retweets 3,566 Likes



434

1.2K

3.6K

Trump and his Party

The screenshot shows the top portion of the Wall Street Journal website. At the top right, the user name "Bart Kerremans" and the "WSJ+" logo are visible. The main navigation bar includes "Home", "World", "U.S.", "Politics", "Economy", "Business", "Tech", "Markets", "Opinion", "Life & Arts", and "Real Estate". A search icon and "WSJ. Magazine" are also present. Below the navigation, there are several article teasers: "Trump Brings Republicans to Moment of Truth on Trade" (with a photo of a trade deal), "Russian Trolls Tried to Torpedo Romney for Secretary of State" (with a photo of Romney), and "Opioid Crisis Gets Washington's Attention" (with a photo of a woman). A prominent banner for "WATCH NOW" on "THE WALL STREET JOURNAL" features a portrait of Jessica Donati. The main article headline is "Trump Brings Republicans to Moment of Truth on Trade" by Jessica Donati, a Foreign Correspondent. The sub-headline reads: "Plan for steel and aluminum tariffs forces party to choose between its core business supporters and populist voters". The article title and sub-headline are enclosed in a red dashed border.

THE WALL STREET JOURNAL.

Home World U.S. **Politics** Economy Business Tech Markets Opinion Life & Arts Real Estate WSJ. Magazine

Trump Brings Republicans to Moment of Truth on Trade

Russian Trolls Tried to Torpedo Romney for Secretary of State

Opioid Crisis Gets Washington's Attention

WATCH NOW
THE WALL STREET JOURNAL

Trump Brings Republicans to Moment of Truth on Trade

Plan for steel and aluminum tariffs forces party to choose between its core business supporters and populist voters

Source: The Wall Street Journal, March 8, 2018